

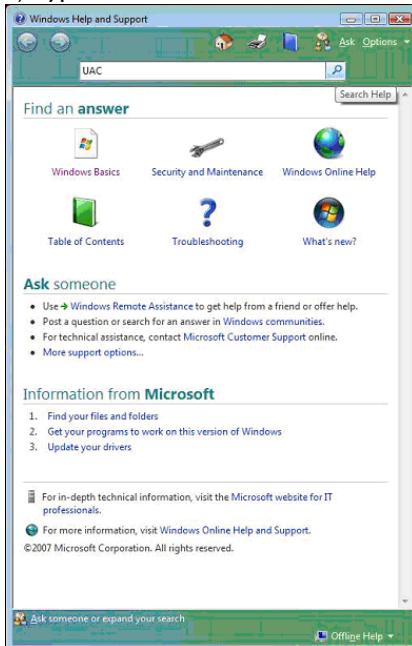
Microsoft Vista

To Install Neptune on a PC running Microsoft Vista it is necessary to run the program in XP compatibility mode or turn off Vista's User Account Control (UAC- a new security feature introduced by Microsoft) then install Neptune, unlock and finally turn on UAC again.

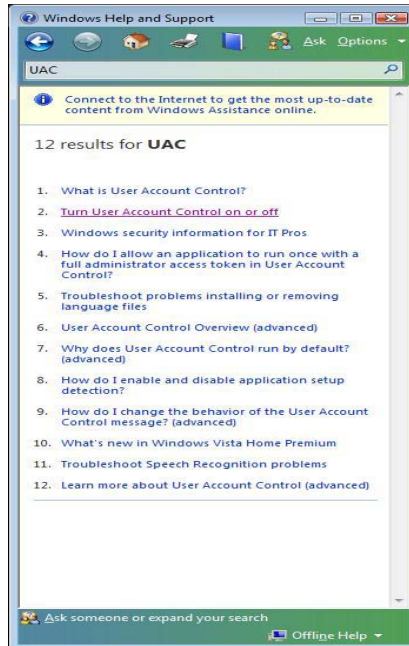
1) The quickest way to reach UAC controls is by using Microsoft's Help and support from The Start button



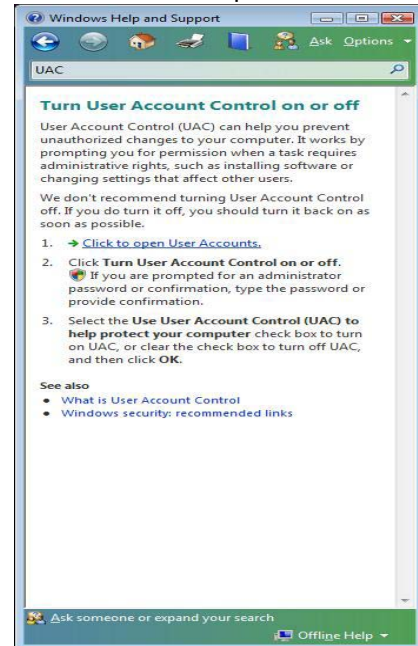
2) Type in UAC



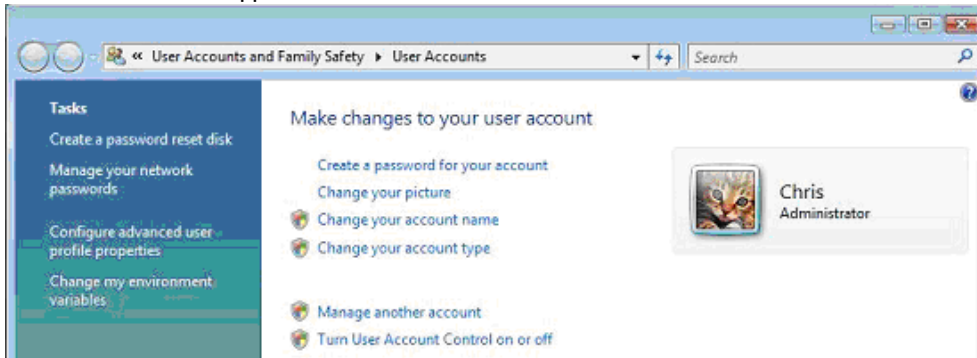
Select Turn on and Off



Then click "Click to Open User Accounts"



From the screen that appears click on "Turn user account on or off"



Uncheck the box and select OK.

After unlocking Neptune we advise restoring UAC to the On state to restore Windows full security settings.